



Text A

**Don't forget February 14 is Valentine's Day!
Eat at the Black Bull Inn.**



**Special Valentine's dinner menu
served in our beautiful pub.**

7pm – 10pm from 12th – 16th February

Free glass of wine, juice or beer on arrival.

Black Bull Inn, Marsh Street
Exdale DX99 5JW
Open 11am-11pm daily.

To book your table call 01632 960469
or email info@blackbull.pub



Text B

Exdale Flower Shop

High Street, Exdale. DX99 5NY

Order flowers for your Valentine.

Prices start at £5.

Open

Monday to Thursday 10am – 5pm

Friday to Saturday 9am – 6pm

Sunday 10am – 2pm



Lots to choose from.

Single red rose	£5
10 red and pink tulips	£10
6 white roses	£15
12 red roses	£22

Free chocolates with any order of £15 or more.

Free parking in front of the shop.



Valentine's Day – E1 Functional English tasks

Name _____ Date _____



Read Text A (page 1) and answer the questions.

1. Put a tick in the correct box. (1)

What date is Valentine's Day?

A	12 February	<input type="checkbox"/>
B	14 February	<input type="checkbox"/>
C	16 February	<input type="checkbox"/>

2. Write your answer on the line below. (2)

List two ways you can book a table.

3. Write your answer on the line below. (1)

What is the name of the pub?

4. Put a tick in the correct box. (1)

The pub is in Exdale Street.

True	<input type="checkbox"/>	False	<input type="checkbox"/>
-------------	--------------------------	--------------	--------------------------

5. Put a tick in the correct box. (1)

The pub stops serving dinner at 10pm.

True	<input type="checkbox"/>	False	<input type="checkbox"/>
-------------	--------------------------	--------------	--------------------------

6. Write your answer on the lines below.

List two of the items you can get free with dinner. (2)

Valentine's Day – E1 Functional English tasks

Name _____ Date _____



Read Text B (page 1) and answer the questions.

1. Put a tick in the correct box. (1)

How much is a bunch of tulips?

A	£10	<input type="checkbox"/>
B	£15	<input type="checkbox"/>
C	£22	<input type="checkbox"/>

2. Write your answer on the line below. (1)

Where can you park your car?

3. Write your answer on the line below. (1)

What time does the shop open on Tuesdays?

4. Put a tick in the correct box. (1)

You buy the tulips. Do you get free chocolates?

Yes	<input type="checkbox"/>	No	<input type="checkbox"/>
------------	--------------------------	-----------	--------------------------

5. Put a tick in the correct box. (1)

The flower shop is closed on Sundays.

True	<input type="checkbox"/>	False	<input type="checkbox"/>
-------------	--------------------------	--------------	--------------------------

6. Write your answer on the lines below.

You have £20. You buy 1 item. Which items can you choose from? (3)

Valentine's Day – E1 Functional English tasks

Name _____ Date _____

Writing task E1A: Read the advert (Text A).

Write an email or text message to your friend.

Tell your friend about the Valentine's Day meal at the pub.

Write about 20 words. You must use proper sentences.

(9 marks)

To: My friend

Subject: Meal at the Black Bull



Writing task E1B: Read Text A.

You want to win a Valentine's Day meal at the Black Bull pub.

Fill in the form. Use capital letters and full stops where you need to.

(9 marks)

Win a Valentine's Day meal at the Black Bull pub.

Full name: _____

Address: _____

Postcode: _____ Date of birth: _____

Telephone or email address: _____





Please write 2 or 3 sentences to tell us why you want to win a meal at the Black Bull.



Text C

Black Bull Valentine's Menu
Two courses - £16. Three courses - £20.

Starters
Rose red tomato soup with toast hearts. V
Smoked salmon with brown bread.
Goat's cheese tart with pink salad. V




Mains
Mixed grill, chips and peas. G
Butternut risotto with parmesan crisps. V G
Romantic chicken mushroom pasta.

Puddings
Chocolate cake with vanilla cream. V
Strawberry ice cream sundae. V G
Fruit crumble with pink custard. V

G – gluten free. V – vegetarian.



Text D



To: Lara Anderson

Cc: Mohammed Anderson

Subject: Valentine's Day Date: 13 Feb

Hi Lara

I am so excited! I just had to tell you my news.

Tomorrow is Valentine's Day and Chris is taking me out for a special meal at the Black Bull Inn. He has booked a table for 8 o'clock. I hope they have mixed grill on the menu. That's one of my favourites.

As your house is a two minute walk from the Black Bull we would like to pop in and say hello to you, Mo and the children.

It would be lovely to see you all again. Will you and Mo be free at about 7.30 tomorrow night?

Love

Alex x

Valentine's Day – E2 Functional English tasks

Name _____ Date _____



Read Text C (page 5) and answer the questions.

1. Put a tick in the correct box. (1)

According to the text, which **one** of these is true?

A	Mixed grill is vegetarian.	<input type="checkbox"/>
B	Chicken pasta is gluten free.	<input type="checkbox"/>
C	Risotto is gluten free.	<input type="checkbox"/>

2. Put a tick in the correct box. (1)

Tomato soup is served with:

A	brown bread	<input type="checkbox"/>
B	toast hearts	<input type="checkbox"/>
C	parmesan crisps	<input type="checkbox"/>

3. Write your answer on the lines below. (1)

Look up the word **risotto** in a paper dictionary. Write down what it means.

4. Write your answer on the line below. (1)

Which item is served with salad?

5. Put a tick in the correct box. (1)

There are no gluten free starters.

True	<input type="checkbox"/>	False	<input type="checkbox"/>
-------------	--------------------------	--------------	--------------------------

6. Write your answer on the lines below. (2)

You don't like chocolate. List **two** puddings you can order.

Valentine's Day – E2 Functional English tasks

Name _____ Date _____



Read Text D (page 5) and answer the questions.

1. Write your answer on the line below. (2)

Give two reasons why Alex is emailing Lara.

2. Put a tick in the correct box. (1)

Who is taking Chris for a meal at the Black Bull?

A	Lara	
B	Mohammed	
C	Alex	

3. Put a tick in the correct box. (1)

Lara lives close to the Black Bull Inn.

A	True	
B	False	
C	Can't tell	

4. Write your answer on the lines below. (1)

What would Alex like to eat at the pub?

5. Write your answer on the line below. (1)

What time does Alex want to see Lara?

6. Write your answer on the lines below. (2)

List the names in alphabetical order: **Chris Alex Mohammed Lara**

Valentine's Day – E2 Functional English tasks

Name _____ Date _____



Writing task E2C

Read texts A, C and D. Have a quick look at text E (page 10).

Alex makes a Red Velvet cake for Chris. Alex gives it to Chris on Valentine's Day.

Chris's mum lives in Australia. Chris emails his mum to tell her about the cake and the meal at the Black Bull.

Write the email from Chris to his mum.

Chris could tell his mum about:

- his evening at the Black Bull with Alex
- the cake that Alex made for him
- the weather in Exdale (in February)

(12 marks)

Write 50 to 80 words. Write complete sentences using conjunctions (and, but, or).

Dear Mum

Remember to use capital letters, questions marks and full stops correctly.

Valentine's Day – E2 Functional English tasks

Name _____ Date _____



Writing task E2D

Read texts A and C.

Write a review of the food at the Black Bull for the Exdale and District local paper.

You could describe:

- the menu
- the taste of the food
- the service
- the prices

(12 marks)

Write 60 to 100 words. Write complete sentences using conjunctions (and, but, or).

Remember to use capital letters, questions marks and full stops correctly



Red Velvet Cake

Preparation: 30 minutes.
Serves: 10
Cooking time: 30 minutes.
You will need two round 23cm (9 inch) diameter cake tins.

Cake ingredients

150g butter, softened	2 tbsp (tablespoons) cocoa power
300g caster sugar	250ml buttermilk
1 tsp (teaspoon) vanilla extract	Red food colouring (½ tsp thick paste or 2 tbsp liquid colour)
3 eggs, separated	Pinch of salt
250g plain flour	1 tsp white wine vinegar
25g cornflour	1 tsp bicarbonate of soda
1 tsp baking powder	

Icing ingredients

2 large egg whites
250g caster sugar
50g golden syrup
Pinch of salt
¼ tsp cream of tartar
2 tbsp (tablespoons) water
1 tsp vanilla extract

Preparation

1. Heat oven to 180°C. Grease the cake tins and line them with baking paper.
2. Cream the butter and sugar until pale and fluffy. Add the vanilla and the egg yolks.
3. Place the flour, cornflour, baking powder and cocoa powder in small bowl.
4. Mix the buttermilk with the food colouring in a small jug.
5. Sift one-third of the flour mixture into the butter and eggs mixture. Then add one third of the buttermilk mixture. Continue until all are incorporated into the cake batter.
6. Whisk the egg whites and salt in a large clean bowl until stiff. Add to the batter in stages, folding in with a metal spoon.
7. Mix the vinegar and bicarbonate of soda until it bubbles up. Fold into the batter.
8. Quickly pour the batter into the two prepared tins and smooth the tops.
9. Bake in the oven for 25–30 minutes or until an inserted skewer comes out clean.
10. Leave cakes in the tins for 15 minutes. Then carefully remove the cakes and cool on a rack.

To make the white icing place the first six ingredients in a heatproof bowl set over a saucepan of simmering water. Whisk the mixture until you have shiny soft peaks. Remove the bowl from the simmering water and continue to whisk for another 2 minutes. Whisk in the vanilla extract. The icing sets very quickly so immediately ice the middle, top and sides of the cake with a palette knife. Fluff up the frosting up to form little peaks all over the cake. Leave for at least 30 minutes to allow a thin crust to form outside the creamy interior.

Adapted from <http://www.goodtoknow.co.uk/recipes/531974/red-velvet-cake> (Rachel Allen's red velvet cake)

Valentine's Day – E3 Functional English tasks

Name _____ Date _____



Read Text E (page 10) and answer the questions.

1. Put a tick in the correct box. (1)

According to Text E, the cake makes enough servings for:

A	10 people	<input type="checkbox"/>
B	23 people	<input type="checkbox"/>
C	30 people	<input type="checkbox"/>

Questions 2 – 8. Write your answers on the lines.

2. How much plain flour do you need? (1)

3. After you have creamed the butter and sugar together, what do you do? (1)

4. What happens when you mix the vinegar and bicarbonate of soda? (1)

5. How many ingredients are there for the icing? (1)

6. What tool do you use to put the icing on the cake? (1)

7. Why must you leave the icing for at least 30 minutes? (1)

8. Look up the word **skewer** in your dictionary and write down what it means. (1)

Valentine's Day – E3 Functional English tasks

Name _____ Date _____



Questions 9-11. Put a tick in the correct box.

9. You need caster sugar to make: (1)

A	the cake	<input type="checkbox"/>
B	the icing	<input type="checkbox"/>
C	the cake and the icing	<input type="checkbox"/>

10. You add all the buttermilk at once. (1)

True	<input type="checkbox"/>	False	<input type="checkbox"/>
-------------	--------------------------	--------------	--------------------------

11. The correct abbreviation for **tablespoon** is: (1)

A	tbl	<input type="checkbox"/>
B	tbsp	<input type="checkbox"/>
C	tsp	<input type="checkbox"/>

12. Write your answer on the lines below. (2)

Write these ingredients in alphabetical order:

cornflour buttermilk baking powder butter eggs cocoa

13. Tick all the correct boxes. (2)

Which ingredients are needed for the icing?

Flour	<input type="checkbox"/>	Caster sugar	<input type="checkbox"/>	Wine vinegar	<input type="checkbox"/>
Salt	<input type="checkbox"/>	Vanilla	<input type="checkbox"/>	Cream of tartar	<input type="checkbox"/>

Valentine's Day – E3 Functional English tasks

Name _____ Date _____

Writing task E3E



Lara does Valentine crafts with her children. They make paper flowers.

They use paper cake cases, cardboard, scraps of ribbon, pinking shears, scissors, glue and glitter.

Write step by step instructions explaining how to make the paper flowers.

At the end of the instructions make some suggestions on how you can use the flowers. For example, as a badge or in a picture.

(15 marks)

Image source: http://urbancomfort.typepad.com/urban_nest/2010/01/cupcake-liner-cards.html

Write at least 100 words

Plan your instructions here.

Valentine's Day – E3 Functional English tasks

Name _____ Date _____



Write your final version here.

How to use the Valentine paper flowers.

Valentine's Day – E3 Functional English tasks

Name _____ Date _____



Writing task E3F

Read texts A and C.

You write a review of the food at the Black Bull for the Exdale and District local paper.

You could describe:

- where the pub is situated
- the décor
- the menu and the quality of the food
- the service
- the prices

(15 marks)

Write at least about 120 words

Plan your review here.

Valentine's Day – L1 Functional English tasks

Name _____ Date _____



Read Text E (page 10).

First, answer the questions 1-13 on pages 11-12. Then answer Q14-18 below.

Q14-16. Put a tick in the correct box.

14. The **main** purpose of Text E is to: (1)

A	give information about red velvet cake.	<input type="checkbox"/>
B	tell you how to make red velvet cake.	<input type="checkbox"/>
C	persuade you to make a red velvet cake.	<input type="checkbox"/>
D	explain how to ice a red velvet cake.	<input type="checkbox"/>

15. Read Step 5 (under the **Preparation** heading of text E). (1)

Which sentence does not start with an imperative verb?

First sentence	<input type="checkbox"/>	Second sentence	<input type="checkbox"/>	Third sentence	<input type="checkbox"/>
----------------	--------------------------	-----------------	--------------------------	----------------	--------------------------

16. In Text E, **simmering** means (1)

A	calming down	<input type="checkbox"/>
B	simplifying	<input type="checkbox"/>
C	bubbling gently	<input type="checkbox"/>
D	fizzing	<input type="checkbox"/>

17. **Write your answers on the lines.** (2)

Text E uses several features to help present the information. These include the use of a bold font and an image.

List two other features that help to present the information.

(a) _____

(b) _____

18. **Tick all the correct boxes.** (2)

The flour mixture mentioned in step 5 is made up of:

Flour	<input type="checkbox"/>	Cocoa powder	<input type="checkbox"/>	Baking powder	<input type="checkbox"/>
Salt	<input type="checkbox"/>	Cornflour	<input type="checkbox"/>	Bicarbonate of soda	<input type="checkbox"/>

You read this press release on the internet.

Text F



The UK's largest Valentine's event is back in Leeds for the half term holiday. The famous Valentine's Fun Fair opens 9th February until 17th of February on the Elland Road Car Parks alongside Leeds United Football Club.

Rides and attractions

Amongst the array of Roller Coasters, family rides, Dodgems, Twists and Waltzers, there will be other fantastic thrilling attractions. These include Top Scan, Superbowl, Shake Off and a 33 metre observation wheel.



Direct from a theme park will be the Crazy Mouse Roller Coaster which spins its cars along a winding and twisting track. It's one of three coasters, the others being Big Apple and Go Gator. These rides are amongst the 100 attractions on offer to give thrill seekers and families an amazing experience.

There are plenty of thrills for those who enjoy more traditional fairground rides, including the Carousel, Ghost Train and four Fun Houses.

Admission £1 (OAP's and children under 1 metre FREE). Car Parking – FREE

Venue – Elland Road Car Parks, alongside Leeds United FC, LS11 OES

Log on to www.leedsvalentinesfair.co.uk for further information.

Press Release

Leeds Valentines Fun Fair

9th – 17th of February

BIGGER AND BETTER VALENTINE'S FAIR RETURNS TO LEEDS

The fair also offers visitors the chance to enjoy many other attractions, such as giant prize games, food and novelty stalls, an indoor seating area and the numerous side shows that are on offer.

(a) _____

The fun gets underway on Friday 9th of February at 5.00pm, and then opens daily from 1pm until 10.00pm. Parking is free at the Valentine's Fair. However, Elland Road is well served by First Leeds Bus Services nos 51 and 52 from Vicar Lane stand M7 outside the market.

Special deals

Organisers have promised that children's rides will be just £1.50 at all times – with the exception of the three roller coasters, the Pony Express and the Bungee Trampolines. In addition, over 20 of the large rides will be just £2 midweek until 6pm. Visitors can also find free vouchers at www.valentinesfair.co.uk. The vouchers are valid at any time and will reduce the cost of rides even further.

(b) _____

The Leeds Valentine's Fair was the first such fair in the world. Since starting twenty six years ago it has steadily grown into a huge spectacle with as many attractions as any theme park in the country.

Valentine's Day – L1 Functional English tasks

Name _____ Date _____



Read Text F (page 20) and answer the questions.

Q1-3. Put a tick in the correct box.

1. The **main** purpose of Text F is to: (1)

A	provide information about the fair	<input type="checkbox"/>
B	tell you how to get to the fair	<input type="checkbox"/>
C	explain about the money off vouchers	<input type="checkbox"/>
D	describe the roller coasters	<input type="checkbox"/>

2. According to Text F, which **one** of these statements is **not** true? (1)

A	All children's rides will be £1.50 at all times.	<input type="checkbox"/>
B	20+ large rides will cost only £2 mid-week until 6pm.	<input type="checkbox"/>
C	You can use the vouchers at any time.	<input type="checkbox"/>

3. In text F, **spectacle** means (1)

A	a pair of glasses	<input type="checkbox"/>
B	a show-off	<input type="checkbox"/>
C	an event that is exciting to look at	<input type="checkbox"/>
D	a dangerous situation	<input type="checkbox"/>

Questions 4 to 6. Write your answer on the lines below each question.

4. Two headings are missing from Text F. Suggest suitable headings. (2)

(a) _____

(b) _____

5. Write your answers on the lines. (2)

Text F uses headings and paragraphs to help present the information.

List two other features that help to present the information.

(a) _____

(b) _____

Valentine's Day – L1 Functional English tasks

Name _____ Date _____



6. Name the three roller coasters mentioned in the text. (2)

7. Give one example of a traditional fairground ride mentioned in the text. (1)

8. Your friend wants to get to the fair on public transport. Explain how to do this. (3)

9. Look up the word **valid** in your dictionary. (a) Write down what it means. (2)

(b) Now write a sentence using the adjective **invalid**.

(a) _____

(b) _____

10. Who can get into the fair for free? (2)

11. List these attractions in alphabetical order. (2)

Carousel Go Gator Superbowl Shake Off Coaster Crazy Mouse

Writing task L1G

Text F may give you ideas for your email.

You read this in your local paper.

**Win free tickets for your favourite rides
at the Valentine's Fun Fair**

The annual Valentine's fair is back in town!

We want you to tell us why you love the Valentine's Fair.

- Which ride is your favourite and why?
- How does the fair make you feel?
- Do you have memories of previous fairs?
- Do you have ideas for improvements or new rides?

Email to Chris Bright, general manager, at c.bright@fairworks.web

***The most interesting and well-written email will receive free tickets
for rides worth more than £50.***

Plan your email here.

Valentine’s Day – L1 Functional English tasks

Name _____ Date _____



Write your final version here.

To: c.bright@fairworks.web (Chris Bright)

Subject: Why I love the Valentine’s Fair



Valentine's Day – Functional English tasks

Curriculum mapping and teaching notes



I have differentiated the tasks for Entry 1, Entry 2, Entry 3 and Level 1.

However, many of the texts are linked or related. For example, I recommend that E2 learners start with the E1 reading exercises. This provides useful revision, builds confidence, and familiarises them with the texts, and the characters and topics mentioned within (Lara, Mo, Alex, Chris, Black Bull Inn, etc.).

The E3 exercises can be completed independently of the lower levels. However, the E3 writing exercise briefly refers to a character mentioned in one of E2 texts so do ensure that copies of this are available to learners.

The first Level 1 reading exercise (page 19) uses E3 Text E (page 10). Learners should complete the E3 reading questions before embarking on the shorter set of L1 questions.

Many of the writing tasks can be used or easily adapted for learners at higher and lower levels.

Suggested pass marks for reading tasks (if using for formal assessment):

E1 Reading 12/16

E2 Reading 11/15

E3 Reading 11/15

L1 Reading 18/24

For writing, use the marking guidelines provided by whichever awarding body you use for Functional English. If you are a site contributor you can ask for the answer sheet (see below) which has detailed curriculum-linked marking guidance for each reading and writing task.

Some of these tasks are based loosely on Edexcel's excellent selection of past papers at:

<https://qualifications.pearson.com/en/qualifications/edexcel-functional-skills.html>

Maggie Harnew, February 2018.

PLEASE NOTE: Answer sheets for this document are only available to site contributors. If you are a contributor, please use the site contact box or email Maggie for a free copy.

Updated Feb 18 2018: error in suggested pass mark for L1 Reading, one punctuation error in Text F.

Valentine's Day – Functional English tasks

Curriculum mapping and teaching notes

Coverage and range statements provide an indication of the type of content candidates are expected to apply in functional contexts. Relevant content can also be drawn from equivalent (school) National Curriculum levels and the Adult Literacy standards.

✓ indicates the main coverage and range skills that are (or can be) covered in this resource. However, these will vary with the student group and how the resource is used by the teacher. **Reference:** Ofqual (2009), *Functional Skills criteria for English: Entry 1, Entry 2, Entry 3, level 1 and level 2*. <http://www.ofqual.gov.uk/>

Entry Level 1 Functional Skills English

Reading skill standard: Read and understand short, simple texts that explain or recount information

- a) Read and understand simple regular words and sentences ✓
- b) Understand short texts on familiar topics and experiences ✓

Writing skill standard: Write short, simple sentences

- a) Use written words and phrases to present information ✓
- b) Construct simple sentences using full stops ✓
- c) Spell correctly some personal or very familiar words ✓

Entry Level 2 Functional Skills English

Reading skill standard: Read and understand straightforward texts that explain, inform or recount information

- a) Understand the main events in chronological texts ✓
- b) Read and understand simple instructions and directions ✓
- c) Read / understand high frequency words & words with common spelling patterns ✓
- d) Use knowledge of alphabetical order to locate information

Writing skill standard: Write short texts with some awareness of the intended audience

- a) Use written words and phrases to record and present information ✓
- b) Construct compound sentences using common conjunctions ✓
- c) Punctuate correctly, using upper and lower case, full stops and question marks ✓
- d) Spell correctly all high frequency words and words with common spelling patterns ✓

Entry Level 3 Functional Skills English

Reading skill standard: Read and understand the purpose and content of straightforward texts that explain, inform and recount information

- a) Understand the main points of texts ✓
- b) Obtain specific information through detailed reading ✓
- c) Use organisational features to locate information ✓
- d) Read and understand texts in different formats using strategies and techniques appropriate to task ✓

Writing skill standard: Write texts with some adaptation to the intended audience

- a) Plan, draft and organise writing ✓
- b) Sequence writing logically and clearly ✓
- c) Use basic grammar including appropriate verb-tense and subject-verb agreement ✓
- d) Check work for accuracy, including spelling ✓

Level 1 Functional Skills English

Reading skill standard: Read and understand a range of straightforward texts

- a) Identify the main points and ideas and how they are presented in a variety of texts
- b) Read and understand texts in detail ✓
- c) Utilise information contained in texts ✓
- d) Identify suitable responses to texts ✓

Writing skill standard: Write a range of texts to communicate information, ideas and opinions, using formats and styles suitable for their purpose and audience.

- a) Write clearly and coherently, including an appropriate level of detail ✓
- b) Present information in a logical sequence ✓
- c) Use language, format and structure suitable for purpose and audience ✓
- d) Use correct grammar, including correct and consistent use of tense ✓
- e) Ensure written work includes generally accurate punctuation / spelling & that meaning is clear ✓

* This resource also covers many adult literacy curriculum <http://www.excellencegateway.org.uk/content/etf1286> elements.